AXIAL MACHINE ST 100x3P-4P

DESCRIPTION OF THE MACHINE

THE MACHINE REALIZES SERIES OF PROCESSES SHAPING THE ENDS OF STEEL PIPES AS FLARING, EXPANDING, ETC., USING DEDICATED TOOLING.
N°1 RAMMING STATION - N°3 OR 4 OR 6 PASSES.
(WORK DIAMETER Ø100)

FRAME WITH BUILT-IN HYDRAULIC UNIT
PLC FOR MACHINE CONTROL
PUSH-BUTTON PANEL OR PEDAL BOARD FOR CYCLE START
PROGRAMMING KEYBOARD (TOUCH SCREEN)
ELECTRONIC CONTROL OF WORKING QUOTAS
ELECTRICAL CABINET ON BOARD
MAGNETIC OR ELECTROMECHANICAL SAFETY SWITCHES
SAFETY COVERS

RAMMING TOOL (EXPANDING)

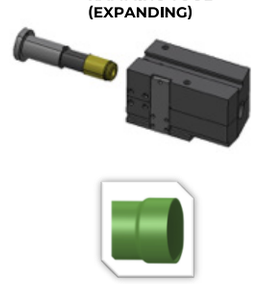

RAMMING TOOL (REDUCING)



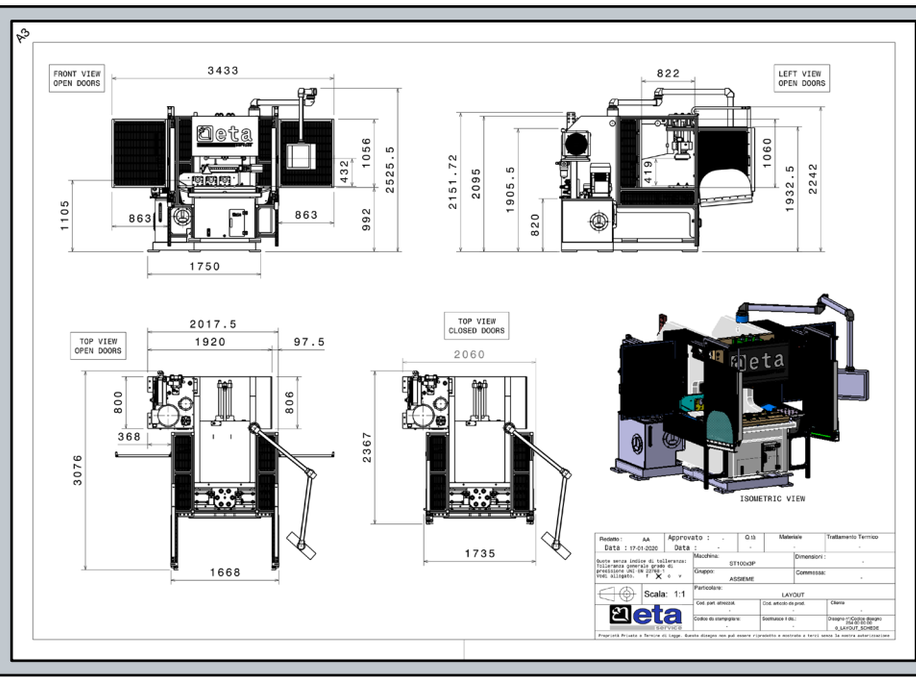

TECHNICAL SPECIFICATIONS

Tension: 400V	**MAX calibration lenght:** 80mm (dependent thickness / diameter)
Frequency: 50Hz	**MAX reduction:** 10mm single step
Auxiliar circuits Tension: 24V	**MAX enlargment:** 10mm single step
Width (mm): 2060 (3P) / 2734 (4P)	**Pipe Thickness MAX:** 2mm
Lenght (mm): 2367	**Power of the upper pad clamp:** 38 Ton (each vice)
Height (mm): 2525.**5**	**Max stroke of the pad clamp:** 250mm
Weight Kg: 9000 (3P) / 9800 (4P) - (without oil)	**Power of the axial punch:** 24 Ton (each Axial cylinder)
Work diameter: 30-100 mm	**Max stroke of the punch:** 250mm
Average machine time (sec): 5/10	**Max height available for mounting tool:** 432mm
Average set up time (min): 10/15	

OPTIONAL	DESCRIPTION
Hoist	**Hoist 200Kg for lifting tools, incorporated in the machine**
Remote assistance System	**Remote assistance system via internet**
Objectivation sensors	**Connector for piece presence sensor or special cycles**
Laser scanner	**Replaces the light curtains**
Motorized head	**It is possible to insert a motorized head to perform operations such as: boring, end milling, chamfering etc.**
Trolley	**Trolleys on wheels to facilitate the loading / unloading of the equipment on the machine**
OK / NOK piece control heads	**Plug for conformal piece checking during the work cycle**